
























## Nozzle

- The size of nozzle

Please choose nozzles according to the shape and size of components.

Table 1-1 Nozzle

Type	Regular	Regular	Regular	Regular	Regular	Regular	Regular	Regular
Model	CN030	CN040	CN065	CN100	CN140	CN220	CN400	CN750
Illustration								
External Diameter	0.6mm	0.8mm	1.0mm	1.8MM	2.0mm	3.6mm	5.0mm	9.0mm
Inner Diameter	0.3mm	0.4mm	0.7mm	1.0MM	1.4mm	2.2mm	4mm	7.5mm
Type	Special	Special	Special	Special	Special	Special	Special custom	
Model	YX01	YX02	YX03	YX04	YX05	YX06	-	
Illustration								
Shape								

- Reference of nozzle selection

In order to assure placement accuracy, please select nozzles according to the shape and size of components.

Table 1-2 Size comparison of nozzles

Model	Recommendation (Imperial System)
CN030	0201
CN040	0402
CN065	0402, 0603, etc
CN100	0805, diode, 1206, 1210, etc
CN140	1206, 1210, 1812, 2010, SOT23, 5050, etc
CN220	SOP series ICs, SOT89, SOT223, SOT252, etc
CN400	ICs from 5 to 12mm
CN750	IC bigger than 12mm
YX01	3528 Soft surface LED
YX02	High power dome shape LED
YX03	IC/BGA from 11mm to 17mm
YX04	IC/BGA bigger than 17mm
YX05	4148 round diode
YX06	3535 ball shape LED (Spherical height 1.4mm, overall height 1.9mm)
Connector plug nozzle	FPC/FFC connector plug

Table 1-3 Size Comparison of Components

Component	Size	Component	Size
0201	0.6*0.3	0402	1.0*0.5
0603	1.6*0.8	0805	2.0*1.2
1206	3.2*1.6	1210	3.2*2.5
1812	4.5*3.2	2010	5.0*2.5
SMA	4.0*2.5	SMB	4.0*3.3
SMC	6.6*5.6	SOT23	3*1.4
SOT89	4.5*2.5	SOT223	6.4*3.7
TO252	6.5*6.3		